

Scaled data based on original data using
LM-79-08 Approved Method: Electrical and Photometric Measurements of Solid-
State Lighting Products

Test Report Prepared for
Cooper Lighting Solutions
(formerly Eaton)

Brand: McGRAW-EDISON

Report Number: P386403

Luminaire Tested: **GWC-SA2A-735-U-T4FT**

Issue Date: 3/3/2020

Test Information

Test Method: LM-79-08
Report Number: P386403
TEST IS SCALED FROM IESNA LM-79-08 TEST DATA (G2-1903-205-16)
Test Lab: INNOVATION CENTER
Issue Date: 3/3/2020
Manufacturer: COOPER LIGHTING SOLUTIONS (FORMERLY EATON)
Product Line: MCGRAW-EDISON
Catalog Number: GWC-SA2A-735-U-T4FT
Description: GALLEON WALL LUMINAIRE
(2) 70 CRI, 3500K, 615mA LIGHTSQUARES WITH 16 LEDS EACH AND TYPE IV FORWARD THROW OPTICS
Light Source: -
Ballast/Driver: ELECTRONIC DRIVER

Summary

Lumens per Lamp: N/A
Luminaire Lumens: 9190.1 lumens
Efficiency: N/A
Efficacy: 139.2 lumens/watt
Luminous Opening: Rectangular (W 1' x L: 0.5' x H: 0')
IES Classification: Type IV - Short
BUG Rating: B2 - U0 - G3

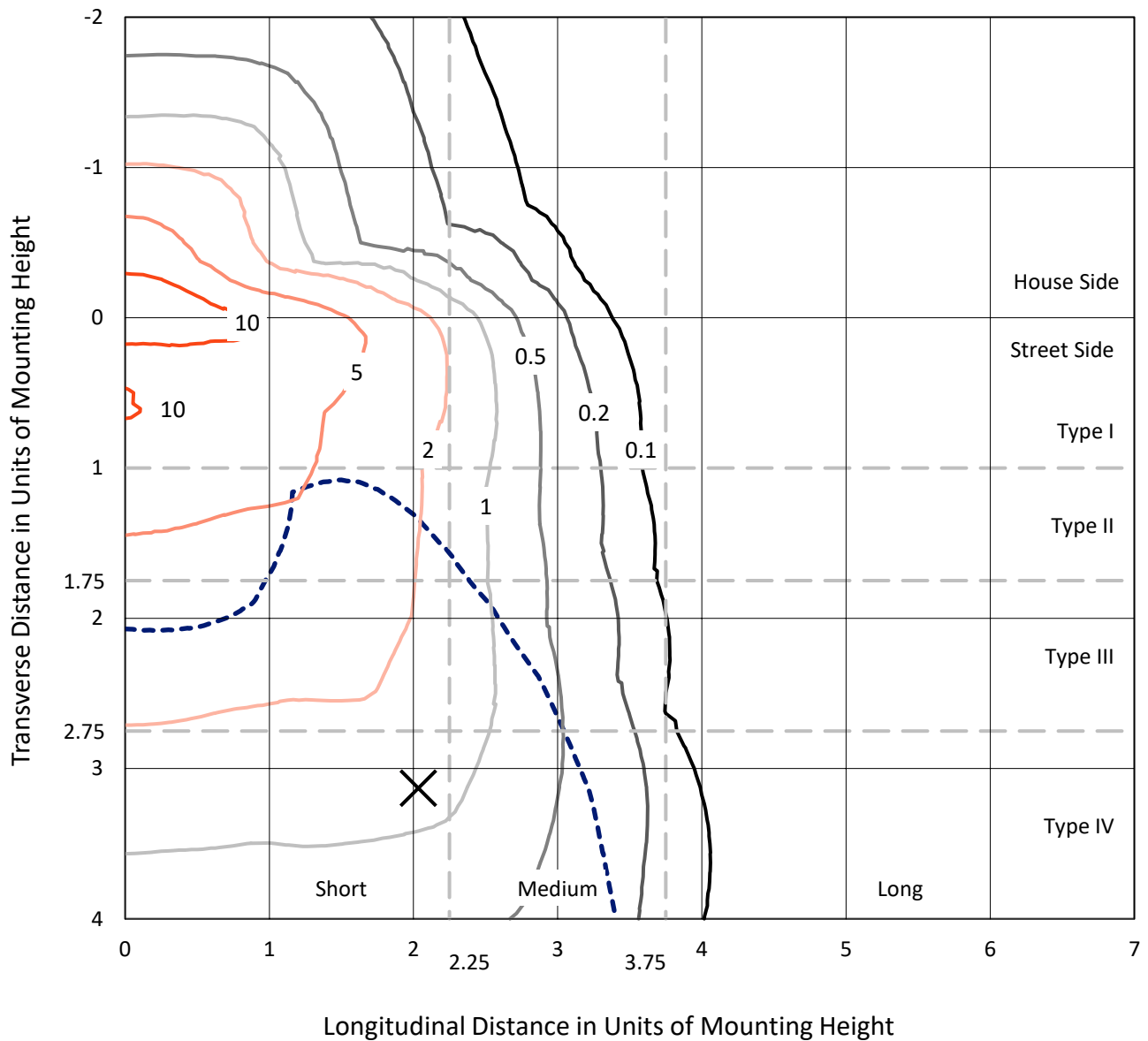
Input Watts (W): 66
Input Voltage (V): NR
Input Current (A_{in}): NR
Voltage Rise (V): NR
Power Factor: NR
Total Harmonic Distortion (THDi): NR
Frequency (hertz): 60
Stabilization Time: NR
Operation Time: NR
Ambient Temperature (°C): NR
Test Distance: 24 FT



REPORT NUMBER: P386403
 CATALOG NUMBER: GWC-SA2A-735-U-T4FT

Iso-Footcandle Lines of Horizontal Illumination

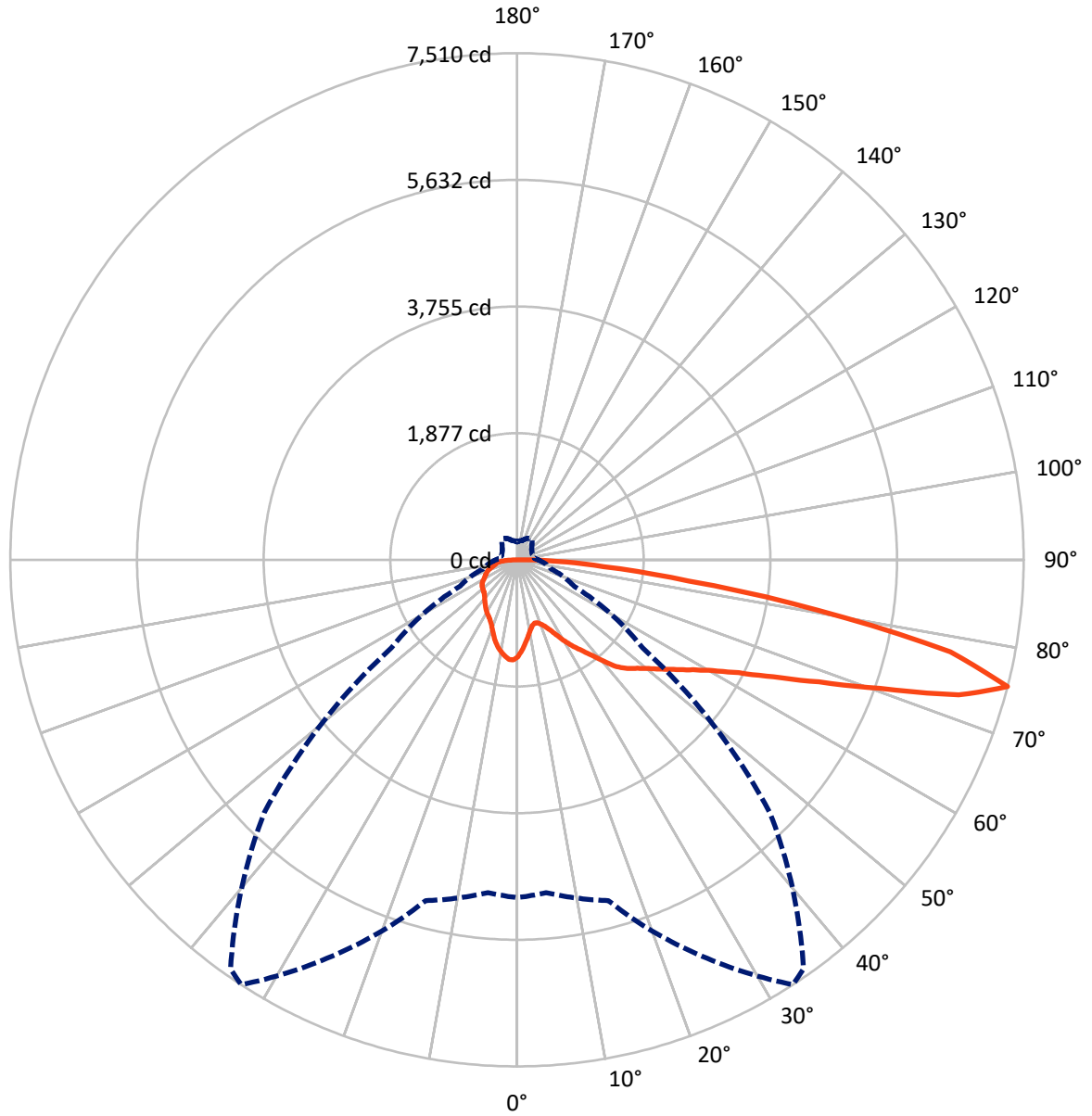
✕ Max cd
 - - - 1/2 Max cd



Based on 10 foot mounting height. Maximum calculated value = 14.4 fc
 Type IV - Short - N/A

REPORT NUMBER: P386403
CATALOG NUMBER: GWC-SA2A-735-U-T4FT

Luminous Intensity Polar Plot



— Vertical Plane Through 33-Deg Lateral - - - Horizontal Cone Through 75-Deg Vertical



REPORT NUMBER: P386403

CATALOG NUMBER: GWC-SA2A-735-U-T4FT

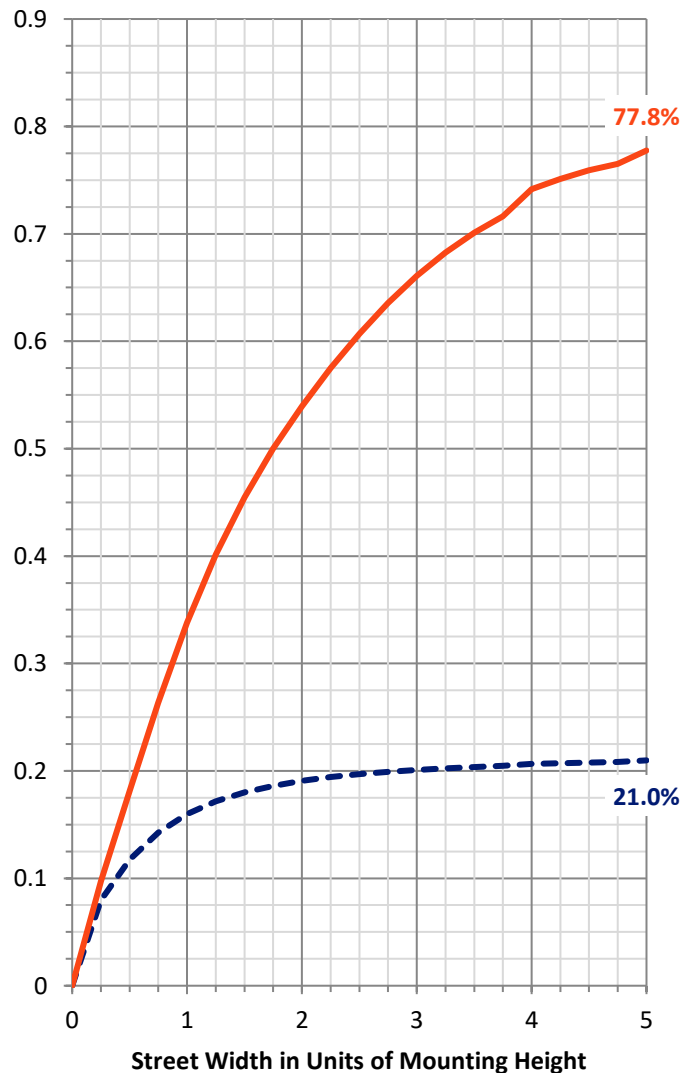
FLUX DISTRIBUTION:

		Downward	Upward	Total
House Side	Lumens	1973.4	0.0	1973.4
	% Fixture	21.5	0.0	21.5
Street Side	Lumens	7216.7	0.0	7216.7
	% Fixture	78.5	0.0	78.5
Total	Lumens	9190.1	0.0	9190.1
	% Fixture	100.0	0.0	100.0

ZONAL LUMENS:

Zone	Lumens	% Fixture
0°-10°	129.9	1.4
10°-20°	351.9	3.8
20°-30°	574.6	6.3
30°-40°	855.7	9.3
40°-50°	1227.4	13.4
50°-60°	1685.0	18.3
60°-70°	2109.5	23.0
70°-80°	1908.4	20.8
80°-90°	347.6	3.8
90°-100°	0.0	0.0
100°-110°	0.0	0.0
110°-120°	0.0	0.0
120°-130°	0.0	0.0
130°-140°	0.0	0.0
140°-150°	0.0	0.0
150°-160°	0.0	0.0
160°-170°	0.0	0.0
170°-180°	0.0	0.0
0°-90°	9190.1	100.0
0°-180°	9190.1	100.0

Coefficient of Utilization



REPORT NUMBER: P386403

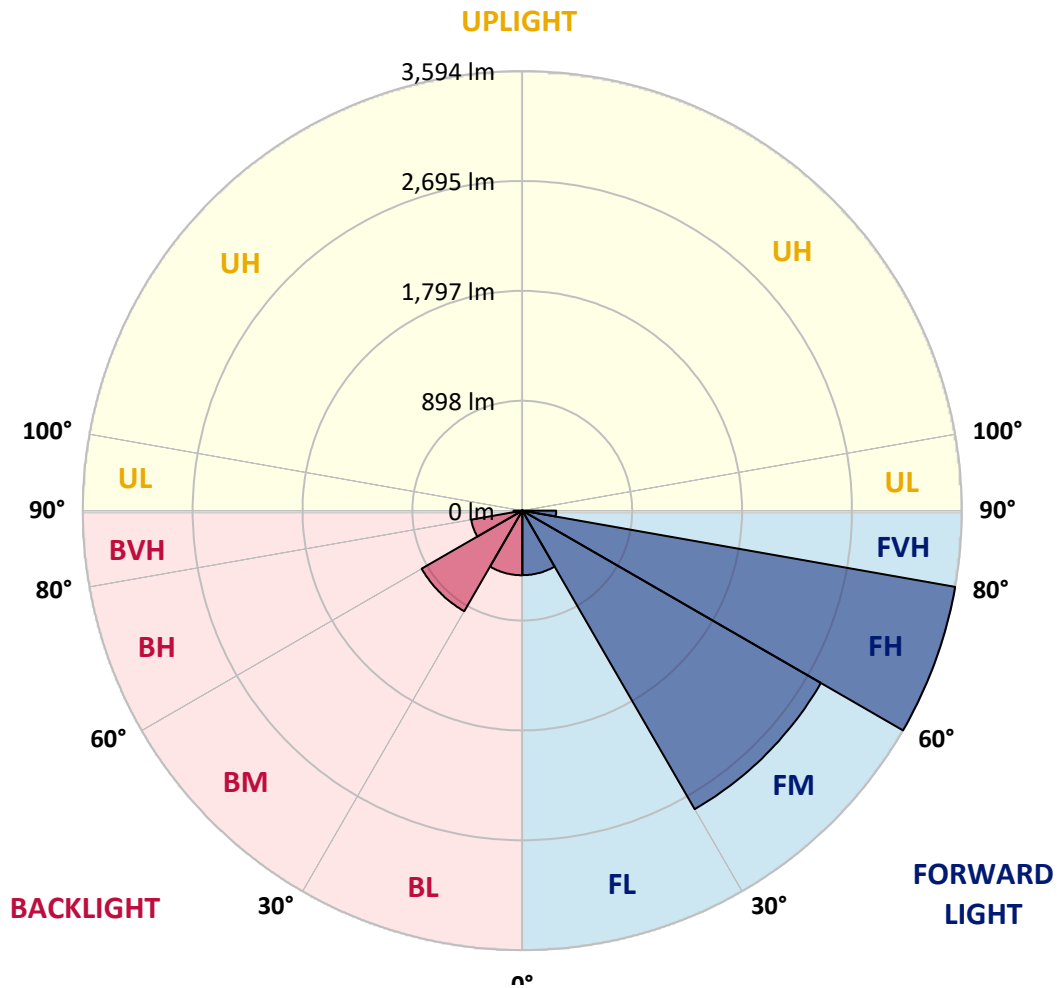
CATALOG NUMBER: GWC-SA2A-735-U-T4FT

LUMINAIRE CLASSIFICATION SYSTEM LUMEN TABLE AND BUG RATING:

Zone	Lumens	% Fixture	Zone Rating/Lumen Limit		
			B	U	G
FL (0°-30°)	527.8	5.7			
FM (30°-60°)	2818.4	30.7			
FH (60°-80°)	3593.6	39.1			G2/5000
FVH (80°-90°)	276.9	3.0			G3/500
BL (0°-30°)	528.6	5.8	B2/1000		
BM (30°-60°)	949.7	10.3	B1/1000		
BH (60°-80°)	424.3	4.6	B1/500		G1/500
BVH (80°-90°)	70.8	0.8			G1/100
UL (90°-100°)	0.0	0.0		U0/0	
UH (100°-180°)	0.0	0.0		U0/0	

BUG Rating: B2-U0-G3

Type IV Short





REPORT NUMBER: P386403

CATALOG NUMBER: GWC-SA2A-735-U-T4FT

CANDELA DISTRIBUTION (FULL):

	0°	5°	15°	25°	33°	35°	45°	55°	65°	75°	85°
0°	1436.4	1436.4	1436.4	1436.4	1436.4	1436.4	1436.4	1436.4	1436.4	1436.4	1436.4
2.5°	1333.9	1328.9	1338.4	1339.7	1347.9	1351.0	1362.5	1380.3	1394.9	1411.7	1426.9
5°	1212.9	1209.5	1222.8	1232.3	1250.4	1258.0	1285.0	1322.9	1356.5	1394.5	1429.2
7.5°	1098.1	1096.2	1111.1	1132.6	1153.6	1164.1	1210.8	1265.6	1321.8	1383.4	1436.4
10°	1001.2	1000.6	1014.9	1036.2	1067.0	1078.7	1139.0	1211.3	1290.2	1374.9	1448.8
12.5°	946.9	949.2	955.8	973.6	1002.1	1014.0	1081.0	1166.0	1263.5	1372.0	1467.0
15°	960.2	963.8	952.4	951.7	972.0	981.2	1044.1	1133.7	1244.4	1376.8	1493.3
17.5°	1017.1	1017.7	987.6	968.5	980.9	985.7	1032.7	1115.2	1233.3	1387.6	1526.3
20°	1097.1	1095.5	1042.2	1010.4	1017.1	1018.4	1048.8	1115.5	1232.3	1406.3	1569.2
22.5°	1203.2	1191.4	1119.7	1076.5	1074.9	1073.0	1090.4	1139.0	1246.3	1436.8	1620.3
25°	1341.5	1330.5	1231.7	1172.6	1160.0	1155.2	1157.7	1189.2	1273.9	1469.5	1677.4
27.5°	1495.5	1476.2	1380.9	1297.4	1271.1	1264.4	1249.2	1259.9	1304.1	1500.9	1745.3
30°	1624.4	1613.9	1530.7	1431.7	1400.6	1391.1	1351.0	1339.3	1347.6	1543.8	1831.1
32.5°	1696.5	1689.5	1639.0	1559.0	1530.1	1516.7	1460.3	1436.8	1417.5	1611.3	1947.3
35°	1783.7	1779.3	1748.9	1690.7	1647.9	1633.9	1590.1	1565.7	1515.8	1704.4	2097.4
37.5°	1894.9	1890.1	1890.7	1843.7	1792.6	1779.6	1750.7	1725.0	1643.5	1826.7	2260.6
40°	2020.5	2011.3	2007.9	2005.6	1973.3	1966.0	1950.7	1915.8	1803.4	1972.6	2421.5
42.5°	2209.7	2177.0	2107.2	2133.6	2165.7	2161.8	2174.2	2124.1	1981.2	2145.3	2578.6
45°	2392.3	2338.6	2218.0	2223.7	2293.9	2315.1	2407.9	2372.3	2173.9	2334.5	2741.2
47.5°	2475.5	2434.8	2332.3	2332.6	2402.1	2446.3	2649.5	2624.0	2376.5	2549.4	2939.6
50°	2568.5	2527.8	2435.8	2470.4	2531.0	2578.0	2882.8	2869.8	2569.1	2784.6	3177.4
52.5°	2670.0	2601.2	2542.8	2604.7	2689.8	2744.3	3116.4	3080.8	2745.9	3021.5	3450.7
55°	2671.4	2652.7	2697.1	2742.5	2869.8	2936.7	3361.2	3267.2	2890.0	3254.2	3673.2
57.5°	2823.4	2792.9	2887.2	2908.2	3074.5	3150.1	3604.6	3429.4	3036.7	3432.5	3793.2
60°	3024.7	2998.6	3075.8	3131.0	3327.8	3428.8	3864.7	3596.1	3151.9	3567.2	3787.5
62.5°	3372.2	3342.7	3341.8	3419.3	3684.3	3801.8	4156.3	3759.5	3197.7	3593.8	3625.9
65°	3881.1	3834.1	3745.6	3782.4	4176.7	4293.9	4482.4	3878.0	3137.4	3451.0	3209.7
67.5°	4376.4	4374.8	4265.9	4341.4	4826.8	4920.8	4853.8	3889.7	2949.1	2953.5	2471.4
70°	4870.0	4876.4	4858.0	5120.8	5705.2	5803.0	5249.3	3731.9	2525.9	2133.0	1480.6
72.5°	5261.1	5259.5	5352.2	6030.0	6845.2	6823.3	5582.7	3253.9	1813.6	1151.4	707.6
75°	5007.8	4952.6	5228.8	6480.1	7509.6	7402.6	5299.2	2269.8	941.3	524.1	380.9
77.5°	3266.3	3318.6	3724.0	5353.1	6568.7	6438.5	3887.8	1059.0	443.5	343.8	276.2
80°	1182.8	1238.0	1743.8	3032.3	4525.5	4504.3	1914.6	435.2	299.9	259.6	201.2
82.5°	406.9	427.3	687.9	1346.6	2555.2	2650.4	720.3	247.2	218.1	184.1	137.8
85°	159.7	182.8	314.6	647.9	1288.8	1298.3	291.8	148.0	151.7	120.6	75.5
87.5°	60.6	73.6	150.5	301.0	588.5	540.6	104.5	70.5	86.3	71.8	35.9
90°	0.0	0.0	0.0	0.0	0.0	0.0	0.0	0.0	0.0	0.0	0.0



REPORT NUMBER: P386403

CATALOG NUMBER: GWC-SA2A-735-U-T4FT

CANDELA DISTRIBUTION (continued):

	90°	95°	105°	115°	125°	135°	145°	155°	165°	175°	180°
0°	1436.4	1436.4	1436.4	1436.4	1436.4	1436.4	1436.4	1436.4	1436.4	1436.4	1436.4
2.5°	1438.7	1445.4	1459.3	1468.8	1479.0	1481.9	1483.1	1485.7	1488.2	1487.2	1487.5
5°	1447.6	1460.6	1483.1	1492.7	1497.1	1492.0	1482.2	1474.3	1468.6	1465.4	1464.4
7.5°	1462.2	1480.6	1504.7	1503.1	1493.0	1470.4	1445.1	1426.0	1410.1	1404.4	1401.2
10°	1481.5	1503.1	1519.9	1501.9	1472.3	1433.3	1395.2	1365.7	1341.8	1332.6	1331.0
12.5°	1506.3	1528.2	1531.4	1493.0	1444.0	1390.8	1339.0	1299.9	1264.4	1253.0	1250.4
15°	1538.4	1559.0	1539.3	1477.4	1409.2	1337.4	1270.4	1217.5	1180.0	1166.0	1160.9
17.5°	1572.0	1591.7	1540.9	1451.7	1363.4	1274.3	1190.1	1135.8	1093.0	1076.8	1074.9
20°	1612.4	1621.2	1534.2	1414.9	1300.6	1192.4	1103.8	1052.7	1029.8	1018.4	1017.1
22.5°	1662.2	1652.7	1519.0	1365.0	1220.9	1097.8	1025.7	1001.9	996.1	993.6	994.5
25°	1714.9	1685.6	1496.5	1299.9	1120.3	1003.2	968.5	975.2	982.8	981.9	981.9
27.5°	1772.9	1719.3	1461.9	1213.6	1008.8	925.7	929.8	954.2	965.7	965.3	965.0
30°	1847.6	1757.4	1417.7	1109.8	904.7	871.1	896.2	926.0	941.6	940.9	941.3
32.5°	1939.3	1799.3	1357.7	994.0	829.5	830.8	859.6	889.1	907.3	905.7	906.0
35°	2046.6	1846.3	1276.4	879.6	779.7	798.7	821.6	842.2	859.4	857.1	854.8
37.5°	2163.4	1892.3	1168.5	777.4	739.0	768.9	787.9	791.4	799.3	793.6	789.5
40°	2274.6	1927.5	1029.5	693.6	698.1	743.4	755.8	741.8	727.6	725.7	720.0
42.5°	2371.3	1939.3	888.9	626.7	654.9	716.8	724.5	695.2	669.5	657.5	652.3
45°	2473.6	1943.4	757.7	570.5	613.3	693.0	701.3	662.2	626.0	600.0	591.4
47.5°	2607.2	1973.3	655.9	528.9	581.6	677.1	688.9	635.9	588.9	551.7	543.8
50°	2782.1	2032.3	573.0	497.1	560.9	666.7	679.9	610.1	558.4	513.7	505.7
52.5°	2976.4	2086.6	506.1	471.4	540.9	648.3	668.6	591.7	529.8	478.4	469.8
55°	3112.3	2045.1	452.0	444.7	514.9	621.9	652.7	576.1	488.9	444.1	436.5
57.5°	3138.3	1902.8	411.1	417.1	483.5	588.9	628.3	541.6	466.7	429.2	421.2
60°	3067.2	1704.7	380.6	391.7	449.8	547.3	582.5	517.1	445.4	413.3	406.7
62.5°	2888.4	1501.9	358.1	368.9	418.4	505.0	554.0	491.4	423.8	395.2	388.5
65°	2527.5	1260.9	336.5	348.5	389.2	468.6	528.2	467.6	402.5	380.6	374.3
67.5°	1907.9	944.4	316.2	327.0	363.2	436.8	500.3	444.1	381.9	368.0	360.4
70°	1123.4	591.4	293.0	304.5	335.8	403.8	470.4	418.4	356.2	349.8	340.0
72.5°	522.9	355.8	266.7	277.8	301.5	359.7	432.0	384.8	325.7	311.7	298.4
75°	312.1	260.3	235.5	245.4	262.2	312.7	383.8	350.5	296.8	278.4	264.4
77.5°	233.3	199.1	201.2	211.7	225.4	273.6	340.0	323.5	274.6	260.3	250.8
80°	168.0	151.1	164.1	175.6	189.9	248.8	325.7	299.0	248.3	229.2	220.3
82.5°	112.1	108.6	123.5	135.3	149.2	217.8	306.1	261.9	212.0	188.0	168.2
85°	61.9	65.4	83.1	88.2	100.3	153.3	250.8	210.4	159.7	128.6	122.9
87.5°	25.7	30.2	44.7	43.2	53.4	91.4	165.1	127.0	101.5	75.9	59.1
90°	0.0	0.0	0.0	0.0	0.0	0.0	0.0	0.0	0.0	0.0	0.0

Signify Classified - Internal
Cooper Lighting Solutions Photometric Lab
1121 Highway 74 South
Peachtree City, GA 30269

Scaled Data Report



Report Generated By 670245982

Signify Classified - Internal
Cooper Lighting Solutions Photometric Lab
1121 Highway 74 South
Peachtree City, GA 30269

Scaled Data Report



Signify Classified - Internal
Cooper Lighting Solutions Photometric Lab
1121 Highway 74 South
Peachtree City, GA 30269

Scaled Data Report



Signify Classified - Internal
Cooper Lighting Solutions Photometric Lab
1121 Highway 74 South
Peachtree City, GA 30269

Scaled Data Report



Signify Classified - Internal
Cooper Lighting Solutions Photometric Lab
1121 Highway 74 South
Peachtree City, GA 30269

Scaled Data Report



--- HS — SS

Signify Classified - Internal
Cooper Lighting Solutions Photometric Lab
1121 Highway 74 South
Peachtree City, GA 30269

Scaled Data Report



u

Signify Classified - Internal
Cooper Lighting Solutions Photometric Lab
1121 Highway 74 South
Peachtree City, GA 30269

Scaled Data Report



Signify Classified - Internal
Cooper Lighting Solutions Photometric Lab
1121 Highway 74 South
Peachtree City, GA 30269

Scaled Data Report



(END OF REPORT)